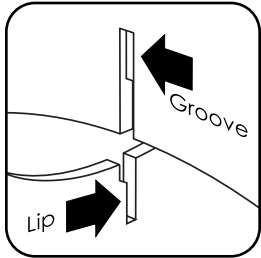


item:
linear side table

model:
200013

assembly instructions

lip + groove assembly

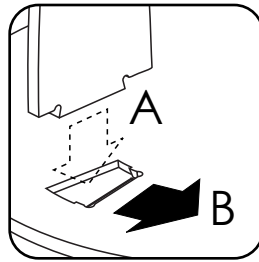


Grooves must face and align with lips (as illustrated) or furniture will not assemble correctly.

slide lock assembly

Place dovetail on the large opening in the channel.

Dovetail must be fully seated in channel before sliding and locking.



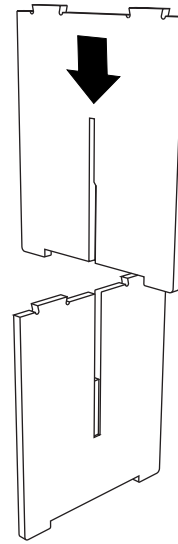
See reverse side for care instructions, safety tips and warranty information.

Important:


Inmodern furniture is manufactured to exact tolerances and is engineered for a tight fit.



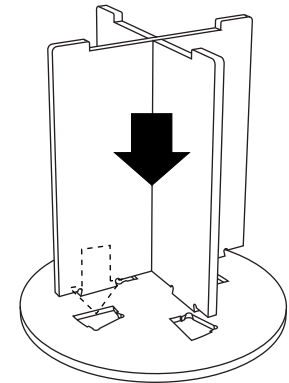
1



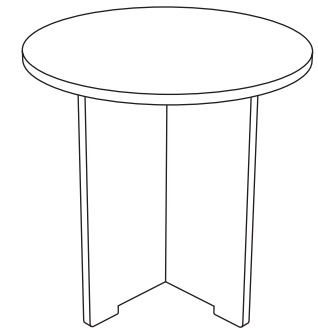
2



4



3



care instructions, safety tips and warranty information

when assembling

be careful not to drop any of the components on notched areas to help prevent breaking, splitting or weakening of the joints.

do not force a component to fit into a corresponding notch. If a piece doesn't fit or rest properly and flush, simply turn it around and re-insert it. When assembling this product always align pieces perpendicular to one another to help prevent breaking off notched areas. ALSO, due to humidity levels (in some climates) and temperature changes during shipping, it may be necessary for you to allow your new furniture to sit for a period of time after it is unpackaged and adjust to its new environment prior to assembly.

when laying out components for assembly, place them on a soft surface to prevent scratching or damaging the edges or surfaces.

this product is for indoor use only. Read all instructions prior to assembly and abide by all manufacturer cautions to ensure safety and years of enjoyment.

care instructions

furniture care: Wipe furniture with a clean, damp cloth and use furniture polish as needed. Since Inmodern Furniture is real wood (made from formaldehyde-free plywood), nicks and scratches can be touched up with a furniture pencil, or in extreme cases by stripping, sanding and restaining as you would any piece of quality furniture.

safety tips

caution: Serious injury or damage to this product may occur if failure to follow these cautions: 1) Do not overload furniture with excessive weight. 2) Use furniture for its intended purposes only. 3) Do not climb or stand on furniture. 4) Do not use furniture as a stepladder. 5) Place heavier items on bottom shelves. 6) Do not use furniture unless all parts are securely in place. 7) If parts are damaged or worn, stop using furniture immediately. 8) Chairs are designed for one-person only; loveseats are designed for two-persons only; couches are designed for three-persons only. 9) Dispose of packing materials responsibly.

important: Inmodern Furniture is manufactured to exact tolerances and is engineered for a tight fit. Grooves must face and align with lips as noted or furniture will not assembly correctly.

warranty

Inmodern offers a 90-day warranty from manufacturing defects only.

please note: Every piece of our furniture is made from real wood, not printed laminates adhered to a particle board substrate. Any variations in the wood grain pattern of our furniture is inherent to our brand and should be viewed as a natural occurrence and not a defect.

comments or questions?

Email us at www.inmodern.net. Please include the model number located on the box and in the upper left hand corner of this instruction sheet.

thank you for your purchase



1% of the sale of this product is donated to environmental organizations worldwide



printed on recycled paper



inmodernTM
a brand of the simple furniture company